1 A-4.2 SIDE ELEVATION

Scale : 1/8" = 1'-0"

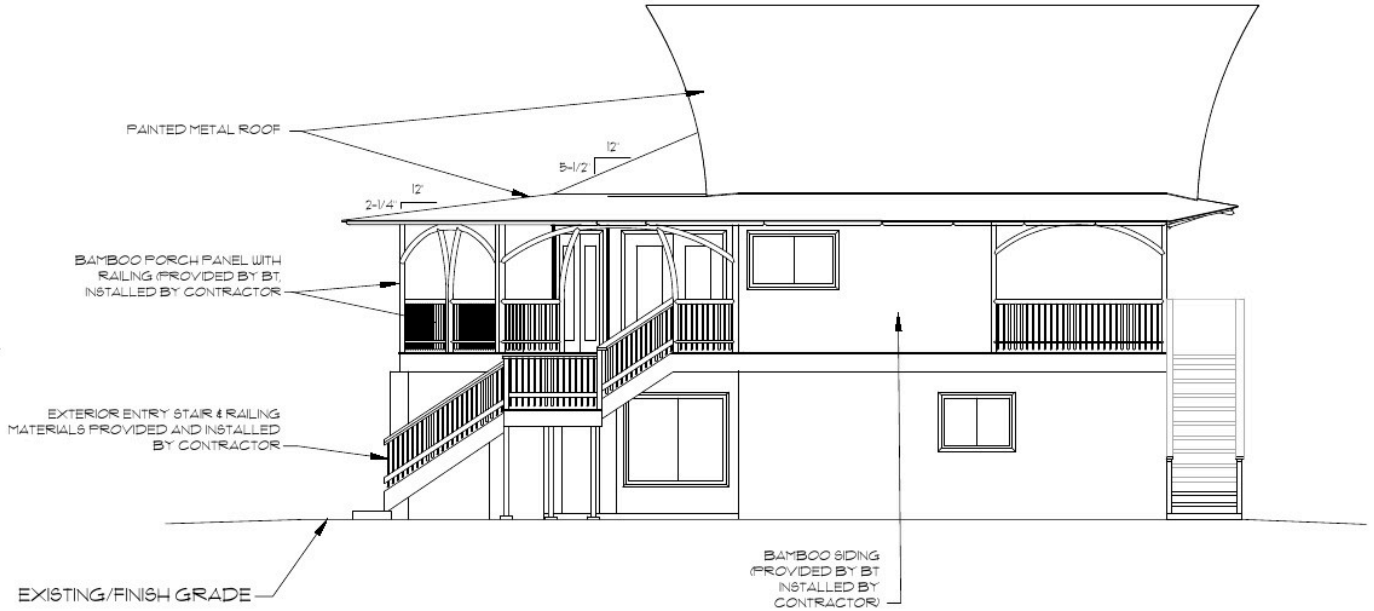

2 A-4.2 SIDE ELEVATION

Scale : 1/8" = 1'-0"

NOTES:

(1) CONTRACTOR TO INSTALL CONTINUOUS PEEL & SEAL FLASHING OVER HIP & GABLE WALL PRIOR TO INSTALLATION OF EAVE. SEE A-6
(2) REVIEW BAMBOO TECHNOLOGIES "OWNER CONTRACT" TO DETERMINE SCOPE OF ITEMS SUPPLIED BY BAMBOO TECHNOLOGIES.
(3) CONTRACTOR MUST CONTACT BT FOR QUESTIONS OR ISSUES RELATED TO CONSTRUCTION, INSTALLATION OR FINISHING OF BAMBOO HOME.

INDEX

T-1	TITLE PAGE
T-2	GENERAL NOTES
A-1.0	SITE PLAN VICINITY
A-1.1	SITE PLAN
A-2.0	GROUND FLOOR PLAN
A-2.1	MAIN FLOOR PLAN
A-2.2	ATTIC FLOOR PLAN
A-3.1	FOUNDATION PLAN
A-3.2	FRAMING PLAN - BEAMS
A-3.3	FRAMING PLAN - JOISTS
A-3.4	FOUNDATION STRAP LOCATION
A-3.5	ATTIC FRAMING - JOISTS
A-4.1	ELEVATIONS
A-4.2	ELEVATIONS
A-5.1	BUILDING SECTION
A-5.2	BUILDING SECTION
A-6.1	ROOF PLAN
A-6.2	ROOF FRAMING - TRUSSES & PORCH
A-6.3	MAIN ROOF FRAMING
A-7.0	ASSEMBLY DET - PORCH CONNEC.
A-7.1	ASSEMBLY DET - ROOF CONNEC.
A-7.2	ASSEMBLY DET - TRUSS CONNEC.
A-7.3	ASSEMBLY DET - WALL CONNEC.
A-7.4	ASSEMBLY DET - CAULKING
A-8.0	PLUMBING AND WIRING DETAILS
A-9.0	DOOR SCHEDULE
A-9.1	WINDOW SCHEDULE
A-9.2	WINDOW DETAILS
A-10	ROOF DETAIL
A-11.0	STAIR DETAIL
A-11.1	RAILING DETAIL
E-1	GROUND FLOOR ELECTRICAL PLANS
E-2	MAIN FLOOR ELECTRICAL PLANS
E-3	LOFT FLOOR ELECTRICAL PLANS
S-1	STRUCTURAL NOTES

CODES & ZONING DATA

TAX MAP KEY:(3)-1-5-57.65

LOT SIZE: .23 ACRES 10,019 SF

ZONING: A-1a

OCCUPANCY: R-3

TYPE OF CONSTRUCTION: V-B

BUILDING AREA:

GROUND FLOOR	
INTERIOR:	866 S.F.
COVERED PORCH:	400 S.F.
SECOND FLOOR	
INTERIOR:	938 S.F.
COVERED PORCH:	500 S.F.
ATTIC FLOOR	
INTERIOR:	160 S.F.

SETBACKS:

	ALLOWABLE	ACTUAL
FRONT (EAST):	20'	22'-8"
SIDE (WEST):	10'	15'-1"
SIDE (SOUTH):	10'	39'-11"
SIDE (NORTH):	10'	11'-3"

MAX. HT.: 30'
ACTUAL HT: 29

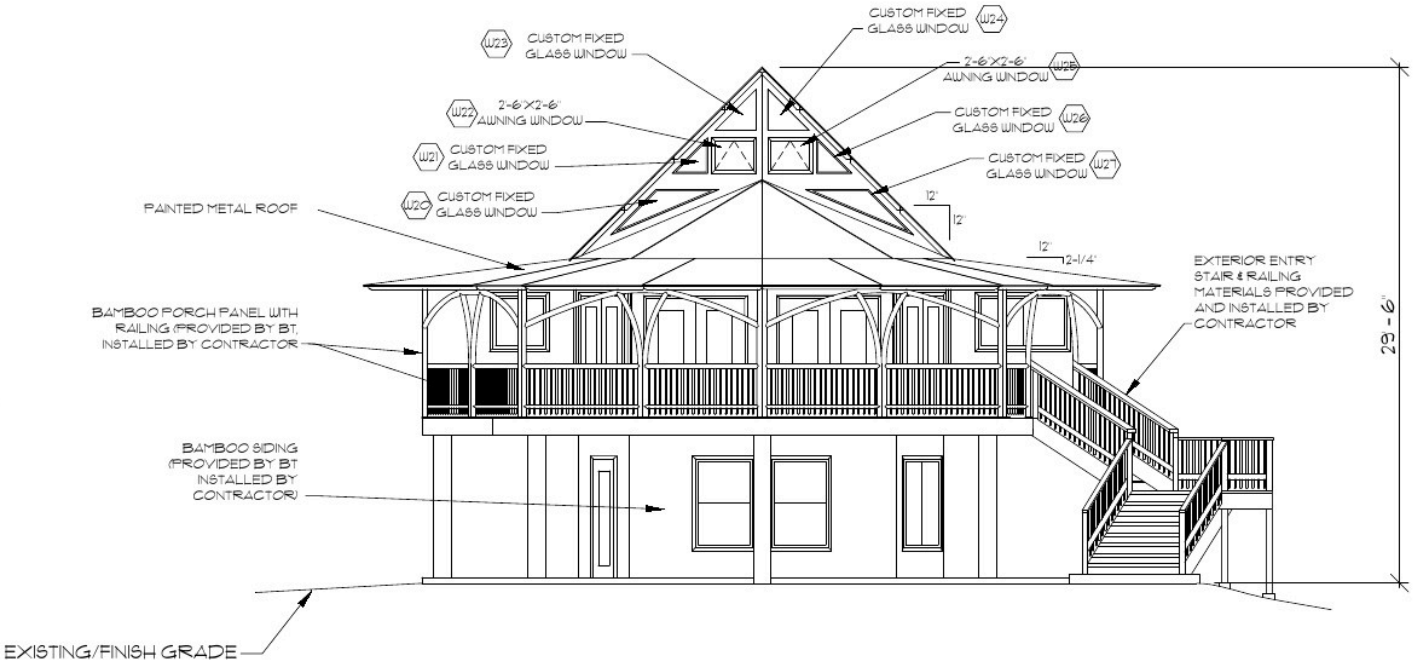

1 A-4.1 **FRONT ELEVATION**

Scale : 1/8" = 1'-0"

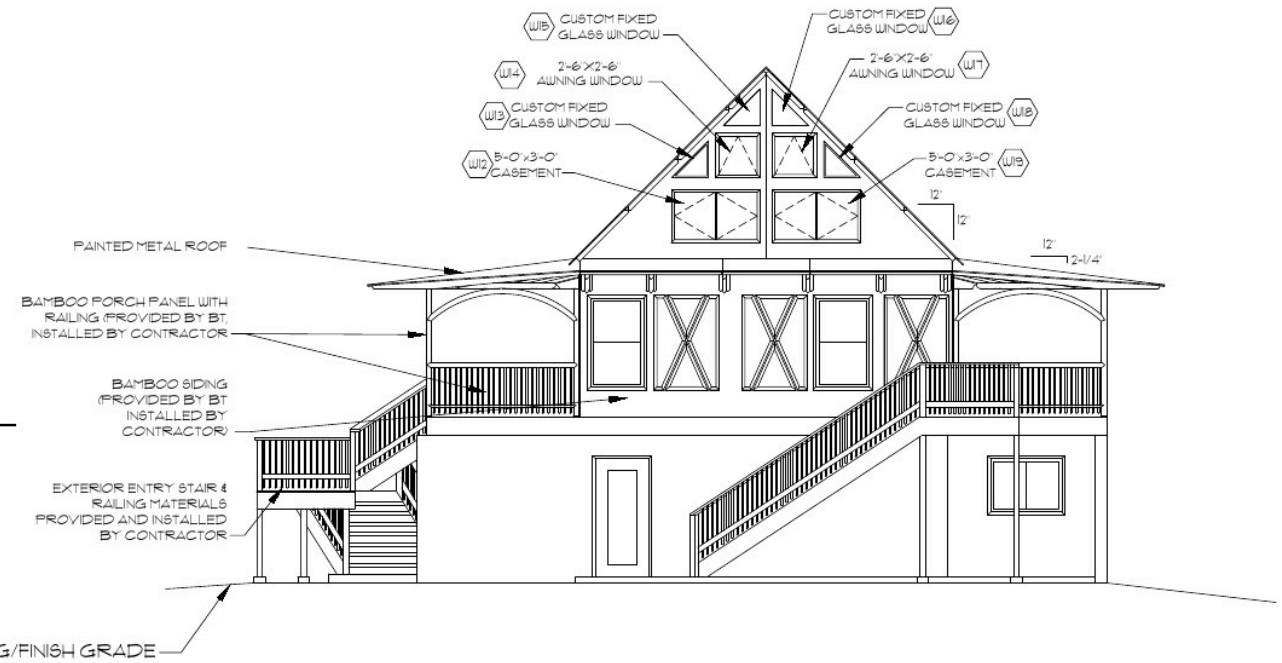

2 A-4.1 **BACK ELEVATION**

Scale : 1/8" = 1'-0"

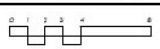

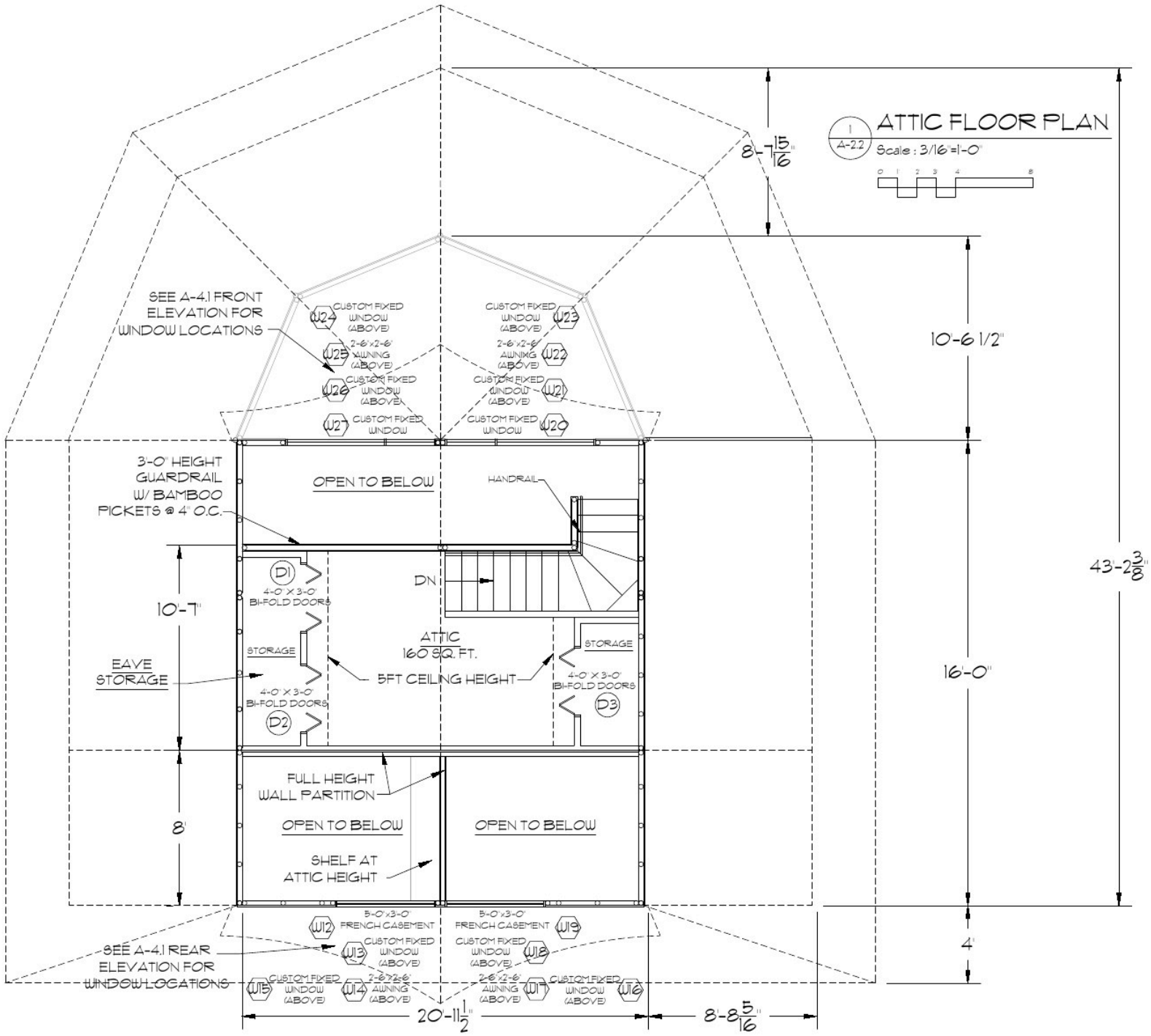
ATTIC FLOOR PLAN
1
A-2.2
Scale : 3/16"=1'-0"
0 1 2 3 4 8
8'-7 15/16"
10'-6 1/2"
43'-2 3/8"
16'-0"
4'
SEE A-4.1 FRONT ELEVATION FOR WINDOW LOCATIONS
W24 CUSTOM FIXED WINDOW (ABOVE)
W25 2-6"x2-6" AWNING (ABOVE)
W26 CUSTOM FIXED WINDOW (ABOVE)
W27 CUSTOM FIXED WINDOW
W23 CUSTOM FIXED WINDOW (ABOVE)
W22 2-6"x2-6" AWNING (ABOVE)
W21 CUSTOM FIXED WINDOW (ABOVE)
W20 CUSTOM FIXED WINDOW
3'-0" HEIGHT GUARDRAIL W/ BAMBOO PICKETS @ 4" O.C.
OPEN TO BELOW
HANDRAIL
D1 4'-0" X 3'-0" BI-FOLD DOORS
DN
10'-7"
STORAGE
EAVE STORAGE
ATTIC 160 SQ. FT.
5FT CEILING HEIGHT
STORAGE
4'-0" X 3'-0" BI-FOLD DOORS D2
4'-0" X 3'-0" BI-FOLD DOORS D3
FULL HEIGHT WALL PARTITION
8'
OPEN TO BELOW
OPEN TO BELOW
SHELF AT ATTIC HEIGHT
SEE A-4.1 REAR ELEVATION FOR WINDOW LOCATIONS
W12 5'-0"x3'-0" FRENCH CASEMENT
W13 CUSTOM FIXED WINDOW (ABOVE)
W15 CUSTOM FIXED WINDOW (ABOVE)
W14 2-6"x2-6" AWNING (ABOVE)
W19 5'-0"x3'-0" FRENCH CASEMENT
W18 CUSTOM FIXED WINDOW (ABOVE)
W17 2-6"x2-6" AWNING (ABOVE)
W16 CUSTOM FIXED WINDOW (ABOVE)
20'-11 1/2"
8'-8 5/16"

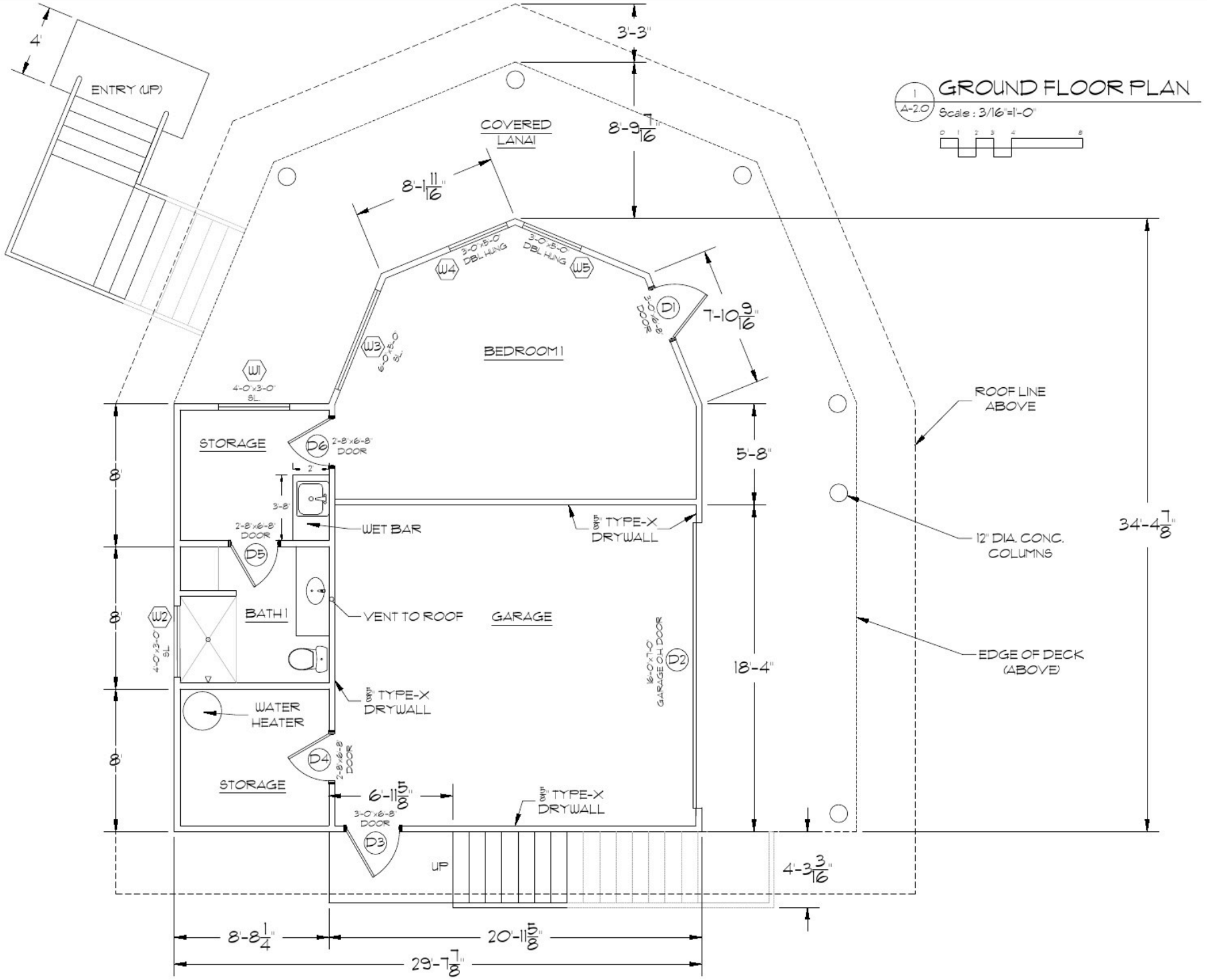
GROUND FLOOR PLAN
1 A-2.0
Scale : 3/16"=1'-0"
0 1 2 3 4 8
ENTRY (UP)
4'
COVERED LANAI
3'-3"
8'-9 7/16"
8'-1 11/16"
W4 3'-0"x5'-0" DBL HUNG
W5 3'-0"x5'-0" DBL HUNG
W3 6'-0"x5'-0" SL.
W1 4'-0"x3'-0" SL.
D1 3'-0"x6'-8" DOOR
7'-10 9/16"
BEDROOM 1
STORAGE
D6 2'-8"x6'-8" DOOR
2'
3'-8"
WET BAR
5/8" TYPE-X DRYWALL
2'-8"x6'-8" DOOR
D5
W2 4'-0"x3'-0" SL.
BATH 1
VENT TO ROOF
GARAGE
16'-0"x7'-0" GARAGE O.H. DOOR
D2
WATER HEATER
D4 2'-8"x6'-8" DOOR
STORAGE
6'-11 5/8"
3'-0"x6'-8" DOOR
D3
UP
4'-3 3/16"
8'-8 1/4"
20'-11 5/8"
29'-7 7/8"
8'
8'
8'
5'-8"
18'-4"
ROOF LINE ABOVE
12" DIA. CONC. COLUMNS
EDGE OF DECK (ABOVE)
34'-4 7/8"

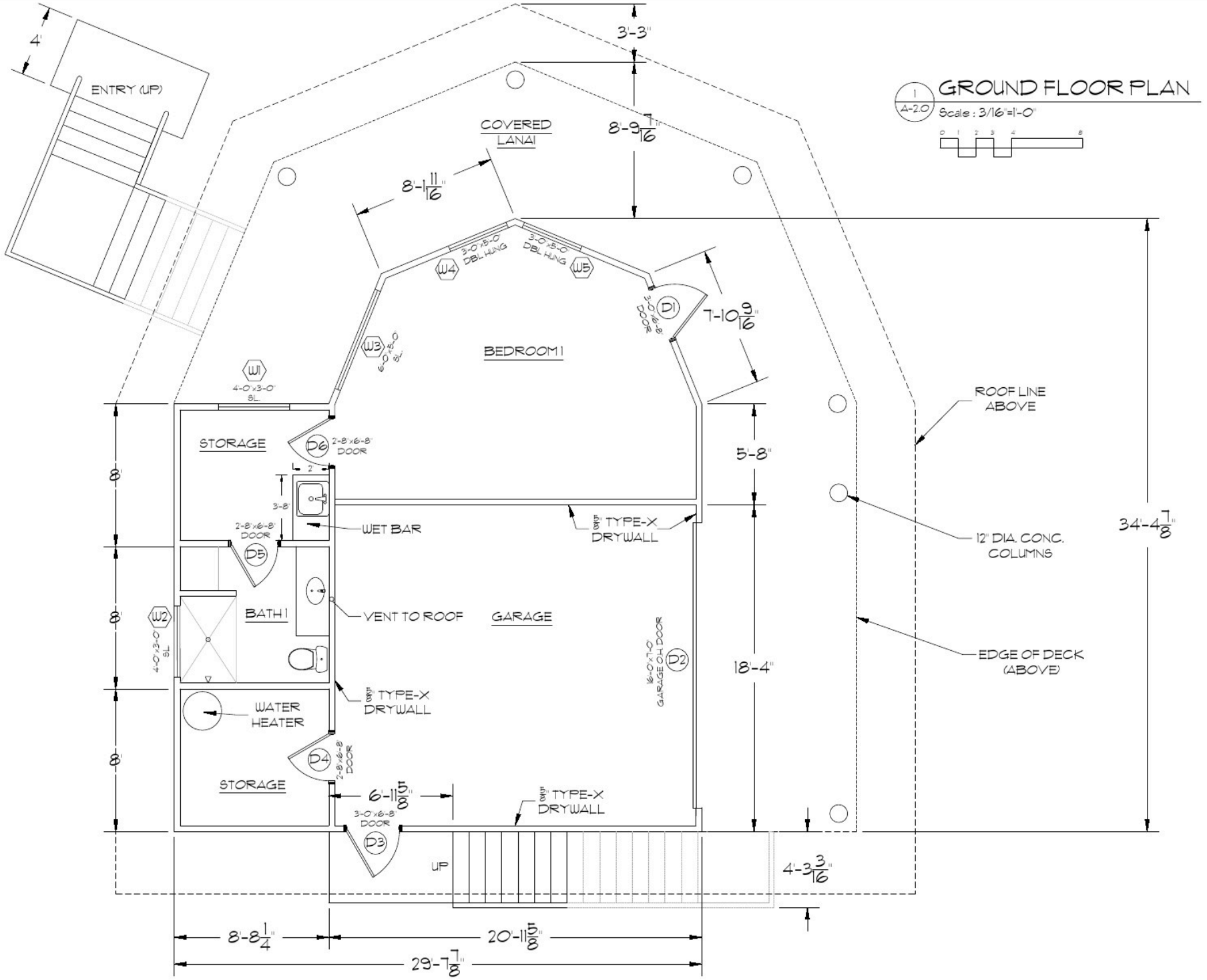
GROUND FLOOR PLAN
1 A-2.0
Scale : 3/16"=1'-0"
0 1 2 3 4 8
ENTRY (UP)
4'
COVERED LANAI
3'-3"
8'-9 7/16"
8'-1 11/16"
W4 3'-0"x5'-0" DBL HUNG
W5 3'-0"x5'-0" DBL HUNG
W3 6'-0"x5'-0" SL.
W1 4'-0"x3'-0" SL.
D1 3'-0"x6'-8" DOOR
7'-10 9/16"
BEDROOM 1
STORAGE
D6 2'-8"x6'-8" DOOR
2'
3'-8"
WET BAR
5/8" TYPE-X DRYWALL
2'-8"x6'-8" DOOR
D5
W2 4'-0"x3'-0" SL.
BATH 1
VENT TO ROOF
GARAGE
16'-0"x7'-0" GARAGE O.H. DOOR
D2
WATER HEATER
D4 2'-8"x6'-8" DOOR
STORAGE
6'-11 5/8"
3'-0"x6'-8" DOOR
D3
UP
4'-3 3/16"
8'-8 1/4"
20'-11 5/8"
29'-7 7/8"
8'
8'
8'
5'-8"
18'-4"
ROOF LINE ABOVE
12" DIA. CONC. COLUMNS
EDGE OF DECK (ABOVE)
34'-4 7/8"

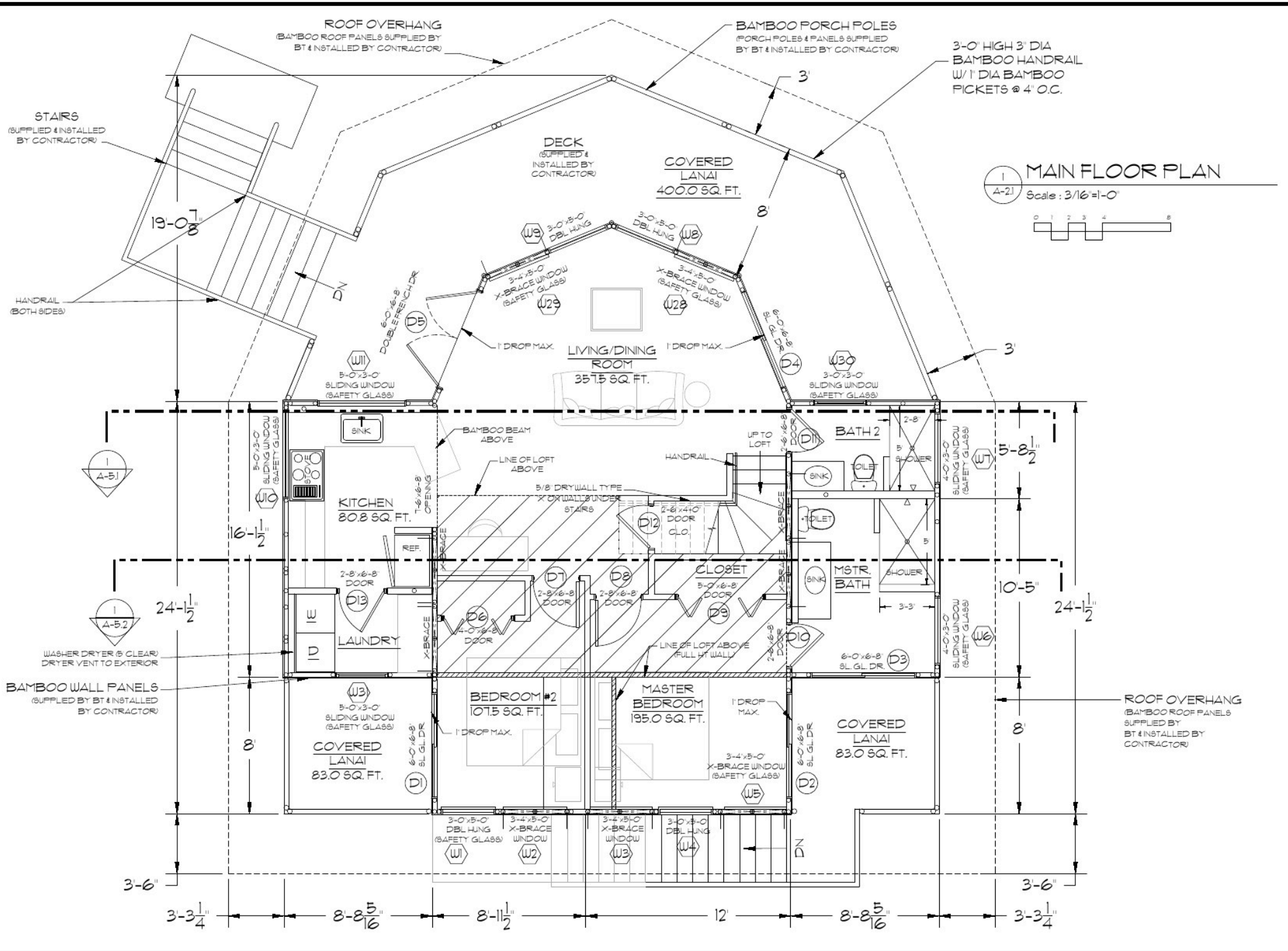
ROOF OVERHANG
(BAMBOO ROOF PANELS SUPPLIED BY BT & INSTALLED BY CONTRACTOR)
BAMBOO PORCH POLES
(PORCH POLES & PANELS SUPPLIED BY BT & INSTALLED BY CONTRACTOR)
3'-0" HIGH 3" DIA BAMBOO HANDRAIL W/ 1" DIA BAMBOO PICKETS @ 4" O.C.
STAIRS
(SUPPLIED & INSTALLED BY CONTRACTOR)
HANDRAIL (BOTH SIDES)
DECK
(SUPPLIED & INSTALLED BY CONTRACTOR)
COVERED LANAI
400.0 SQ. FT.
3'
8'
19'-0 7/8"
DN
W9 3'-0"x5'-0" DBL. HUNG
W8 3'-0"x5'-0" DBL. HUNG
W29 3'-4"x5'-0" X-BRACE WINDOW (SAFETY GLASS)
W28 3'-4"x5'-0" X-BRACE WINDOW (SAFETY GLASS)
D5 6'-0"x6'-8" DOUBLE FRENCH DR
D4 6'-0"x6'-8" SL. GL. DR.
1' DROP MAX.
LIVING/DINING ROOM
357.5 SQ. FT.
W11 5'-0"x3'-0" SLIDING WINDOW (SAFETY GLASS)
W39 3'-0"x3'-0" SLIDING WINDOW (SAFETY GLASS)
1 A-2.1
MAIN FLOOR PLAN
Scale : 3/16"=1'-0"
0 1 2 3 4 8
1 A-5.1
W10 5'-0"x3'-0" SLIDING WINDOW (SAFETY GLASS)
SINK
BAMBOO BEAM ABOVE
LINE OF LOFT ABOVE
KITCHEN
80.8 SQ. FT.
T-6"x6'-8" OPENING
5/8" DRYWALL TYPE 'X' ON WALLS UNDER STAIRS
UP TO LOFT
HANDRAIL
D11 2'-6"x6'-8" DOOR
BATH 2
W7 4'-0"x3'-0" SLIDING WINDOW (SAFETY GLASS)
SINK
TOILET
5' SHOWER
2'-8"
5'-8 1/2"
16'-1 1/2"
D12 2'-6"x4'-0" DOOR CLO.
TOILET
REF.
X-BRACE
D7 2'-8"x6'-8" DOOR
D8 2'-8"x6'-8" DOOR
CLOSET
5'-0"x6'-8" DOOR
D9
MSTR. BATH
SINK
SHOWER
3'-3"
10'-5"
24'-1 1/2"
1 A-5.2
D13 2'-8"x6'-8" DOOR
W
D
LAUNDRY
D6 4'-0"x6'-8" DOOR
LINE OF LOFT ABOVE (FULL HT WALL)
D10 2'-8"x6'-8" DOOR
W6 4'-0"x3'-0" SLIDING WINDOW (SAFETY GLASS)
6'-0"x6'-8" SL. GL. DR. D3
WASHER DRYER (5' CLEAR)
DRYER VENT TO EXTERIOR
BAMBOO WALL PANELS
(SUPPLIED BY BT & INSTALLED BY CONTRACTOR)
W3 3'-0"x3'-0" SLIDING WINDOW (SAFETY GLASS)
BEDROOM #2
107.5 SQ. FT.
MASTER BEDROOM
195.0 SQ. FT.
1' DROP MAX.
ROOF OVERHANG
(BAMBOO ROOF PANELS SUPPLIED BY BT & INSTALLED BY CONTRACTOR)
8'
COVERED LANAI
83.0 SQ. FT.
6'-0"x6'-8" SL. GL. DR. D1
3'-4"x5'-0" X-BRACE WINDOW (SAFETY GLASS) W5
6'-0"x6'-8" SL. GL. DR. D2
W1 3'-0"x5'-0" DBL HUNG (SAFETY GLASS)
W2 3'-4"x5'-0" X-BRACE WINDOW
W3 3'-4"x5'-0" X-BRACE WINDOW
W4 3'-0"x5'-0" DBL HUNG
DN
3'-6"
3'-3 1/4"
8'-8 5/16"
8'-11 1/2"
12'
8'-8 5/16"
3'-3 1/4"